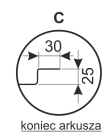
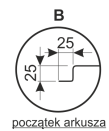
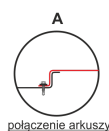
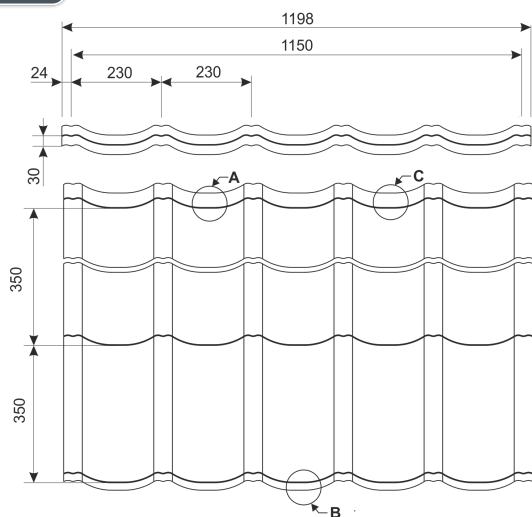


GRYF- Karta produktu



PROFILE



© Znak słowno graficzny TUR i GRYF są własnością Pruszyński Sp. z o.o. i podlegają ochronie. © 2014 Pruszyński Sp. z o.o.

PRODUCT DESCRIPTION

Gryf roof tiles is a roof tile offered to customers, who prefer roof tiles in sheets cut as per specified size. It is suitable for roof of straight construction. When using GRYF, you can save time and cost, but keep visual advantages as of TUR roof panel.

The tiles are classically assembled as other roof tiles from Pruszynski's offer.

GRYF is accessible in all covers in 27 basic colors from our RAL and RR palette.

length of module:	350 mm
height of bending:	25 mm
height of profile:	25 mm
effective width:	1150 mm
total width:	~1197 mm
weight of 1 m ²	4,7 kg/m ²
max. recommended sheet length:	5305 mm
min. sheet length:	755 mm
min. slope of roof:	9°
accessories	screws, seals, window collars., flashings, touch-up paint

AVAILABLE PROTECTIVE COATINGS

protective coatings	thickness of coating	corrosion resistance	UV resistance	possibility of bending	guarantee
polyester glossy	25 µm	***	**	**	10 years
polyester matt	35 µm	***	**	**	10 years
polyester matt structural	35 µm	***	**	**	10 years
PURLAK	50 µm	****	***	***	up to 30 years
PURMAT	50 µm	****	****	***	up to 30 years
Colorcoat HPS 200	200 µm	****	****	****	up to 30 years

Scale from * to **** - where **** is highest rank.

LENGTH OF FULL MODULE SHEETS

number of modules length of sheet - GRYF 350/25

2	0,755
3	1,105
4	1,455
5	1,805
6	2,155
7	2,505
8	2,855
9	3,205
10	3,555
11	3,905
12	4,255
13	4,605
14	4,955
15	5,305*
16	5,655
17	6,005
18	6,355
19	6,705
20	7,055

* - maximal recommended length

TRANSPORT AND STORAGE

If the customer collects the product with his own means of transport, the vehicle shall have an open loading platform allowing for easy loading and unloading, with the length suitable for ordered sheets. The sheets shall not extend beyond the platform. Proper anchoring of the sheet packages for the transport will reduce the damage of the sheet paint coat due to abrasion.

It is of course the best to unload in original manufacturer packaging, using mechanical unloading equipment.

Unloading shall be carried out by the proper number of people, that is in the case of long sheets (ca. 6 linear metre) the sheets shall be unloaded by 6 people, three on each side. Special attention shall be paid not to friction one sheet against the other, bend the side edges or stretch the sheet. Steel sheet deformation during the unloading and moving can result in problems with proper installation (chinks in clamps).

Protective foil is used to safe the roof panels against mechanical damages. It should be removed directly at the assembly stage and it should protect panels against humidity and sun during the storage period. Non compliance with above rules may cause difficulties when removing the foil from sheets and dirty after the glue.

MAINTENANCE AND WASHING

In order to extend durability of roofs and elevations it's recommended to check and conservative it.

Inspection - One time a year (it's best in spring) there should be inspection of roof/elevation in order to early detection of possible damage.

Cleaning of steel sheet - Roof and elevation made of steel sheets require cleaning at least once a year. Stratifying dirt on steel sheet may cause uneven discoloration of lacquer (because of uneven impact of UV beams), and lower protection to corrosion(dust traps humidity on steel sheets which causes damage). Dirty and stained spots can be cleaned by soft brush and water (temp. max. 60c). If it is necessary it is permitted to use some light detergent (ph 6/7, max 10% solution). There also can be used pressed water(max. 100bar) to cleaning, however the beam of water cannot be applicated too near of surface of sheets(min. 30 cm), also it shouldn't be perpendicularly to surface. Near the connections water beam should be directed to bottom, to avoid water of entering cracks near connections. With old surfaces of steel sheets we should deal with high cautiously. Cleaning should be conducted from top to bottom, and cleaned spots should be rinsed out immediately.

It is not permitted to use scouring powders, nitro solvent, chlorine liquor, aromatised substances, substances with Amon chloride or sodium.

Damages - Possible damages during guarantee should be consulted with Contractor of roof/elevation and can be repaired only with his written permission.

Repair of damages on small surfaces is done with quick-drying varnish. However painting big surfaces should be done with special industrial paints to renovating coverings. Painting should be limited only to special damaged spots (scratches to steel, centres of corrosion etc.)

Preparation of surface to painting should be done with generally accepted rules. It is necessary to precisely remove all signs of corrosion – best with special brush or close-grained sandpaper. Then that surface should be undusted, degreased and cleaned. To degrease extraction naptha or water with addition of surfactant(best with 1-2%solution of ammoniac) can be used. Repaired spots may be different in colour compared to original steel sheets because of natural impact of atmospheric phenomenon (ageing of varnish due to impact of UV radiation)

ATTENTION!- During inspecting, cleaning, conservation and repair all work safety regulations should be obeyed.

Pruszyński Sp. z o.o. is not in charge of possible accidents during carrying out all following actions.

COLOUR

Pruszyński Company guarantess realization of each order in one colour shade. Although due to technological process of covering paint to steel shets there is possibility for occuring difference in colour shade in different deliveries.

Regarding this please inform sales person if different delivery is continuation of previous orders.

COLORS

Below coloursitic may differ in real products.

* - colours available in thickness 0,70 mm

** - colours available in thickness 0,70 and 1,00 mm

*** - colours available in thickness 0,70, 1,00 and 1,25 mm

Polyester glossy 25 um



Polyester mat PM 35um



PM RR 023

PM RR 011

PM RR 750

PM RR 028

PM RR 032

PM RAL 8017

PM RR 033



PM Dark Walnut

Polyester mat structural PMG 35 um



PMG RR 023

PMG RR 011

PMG RR 750

PMG RR 028

PMG RR 032

PMG RAL 8017

PMG RR 033



PMG RAL 7016

Polyurethane - PURLAK 50 um



PUR RAL 7024

PUR RAL 8004

PUR RR 028

PUR RAL 8017

PUR RAL 9005

PUR RAL 7016

Polyurethane - PURMAT 50 um



PUM RR 023

PUM RR 750

PUM RR 011

PUM RR 028

PUM RAL 8017

PUM RR 033

PUM RAL 7016