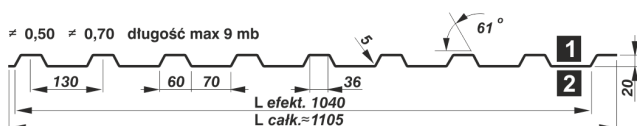




T 20 roof

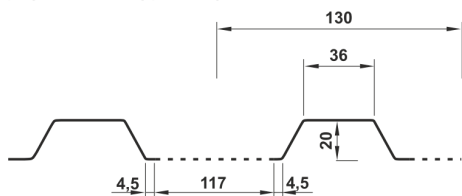


PROFILE



UWAGA:
Profil dachowy uzyskuje się, gdy strona:
1 pokryta jest powłoką dekoracyjną
2 powłoką ochronną (lakier podkładowy)

przykład możliwej perforacji



PRODUCT DESCRIPTION

Height of profile: 20mm
Width of raw material: 1250mm

Effective width:	1040mm
Total width:	1105mm
Material:	S 250 GD
Max. recommended length of sheet:	#0,50 mm - 9 m #0,70 mm - 9 m
Min. length of sheet:	0,5 m
Thickness:	0,5 to 0,75 mm
Coverings	polyester glossy/mat, polyurethane, aluzinc
Perforation	available
Accessories	screws, nails, seals, anticondensation layer
Usage	roof, elevation, fences, garage doors etc.

TRANSPORT AND STORAGE

Transport of trapezoidal sheets should be done with special vehicle which shall have an open loading platform allowing easy loading and unloading, with the length suitable for ordered sheets. The sheets shall not extend beyond the platform otherwise it may cause damage and in consequence loss of the guarantee . The steel sheets must be protected against drifting and soaking.

Unloading shall be carried out by the proper number of people, that is in the case of long sheets (ca. 6linear metre) the sheets shall be unloaded by 6 people, three on each side.

Special attention shall be paid not to friction one sheet against the other, bend the side edges or stretch the sheet. Steel sheet deformation during the unloading and moving can result in problems with proper installation (chinks in clamps). It is of course the best to unload in original manufacturer packaging , using mechanical unloading equipment.

Special carefulness should be maintained during unloading in winter and during storing in heated warehouses.

Transport of trapezoidal sheets should be done with special vehicle which shall have an open loading platform allowing easy loading and unloading, with the length suitable for ordered sheets. The sheets shall not extend beyond the platform otherwise it may cause damage and in consequence loss of the guarantee . The steel sheets must be protected against drifting and soaking.

Unloading shall be carried out by the proper number of people, that is in the case of long sheets (ca. 6linear metre) the sheets shall be unloaded by 6 people, three on each side.

Special attention shall be paid not to friction one sheet against the other, bend the side edges or stretch the sheet. Steel sheet deformation during the unloading and moving can result in problems with proper installation (chinks in clamps). It is of course the best to unload in original manufacturer packaging , using mechanical unloading equipment.

Special carefulness should be maintained during unloading in winter and during storing in heated warehouses.

CUTTING AND ASSEMBLY

To cut sheets should be used special roofer's cutter. After assembly all filing and turnigs should be removed form surface of roof. In case of any damages, it should be repaired immidiately with proper touch up paint.

In case of using grinding machine, any complaints wont be accepted.

Other information can be found in assembly instruction to specific product.

MAINTENANCE AND CLEANING

In order to extend durability of roofs and elevations it's recommended to check and conservative it.

Inspection - One time a year (it's best in spring) there should be inspection of roof/elevation in order to early detection of possible damage.

Cleaning of steel sheet - Roof and elevation made of steel sheets require cleaning at least once a year. Stratifying dirt on steel sheet may cause uneven discoloration of lacquer (because of uneven impact of UV beams), and lower protection to corrosion(dust traps humidity on steel sheets which causes damage). Dirty and stained spots can be cleaned by soft brush and water (temp. max. 60c). If it is necessary it is permitted to use some light detergent (ph 6/7, max 10% solution). There also can be used pressed water(max. 100bar) to cleaning, however the beam of water cannot be applicated too near of surface of sheets(min. 30 cm), also it shouldn't be perpendicularly to surface. Near the connections water beam should be directed to bottom, to avoid water of entering cracks near connections. With old surfaces of steel sheets we should deal with high cautiously. Cleaning should be conducted from top to bottom, and cleaned spots should be rinsed out immediately.

It is not permitted to use scouring powders, nitro solvent, chlorine liquor, aromatised substances, substances with Amon chloride or sodium.

Damages - Possible damages during guarantee should be consulted with Contractor of roof/elevation and can be repaired only with his written permission.

Repair of damages on small surfaces is done with quick-drying varnish. However painting big surfaces should be done with special industrial paints to renovating coverings. Painting should be limited only to special damaged spots (scratches to steel, centres of corrosion etc.)

Preparation of surface to painting should be done with generally accepted rules. It is necessary to precisely remove all signs of corrosion – best with special brush or close-grained sandpaper. Then that surface should be undusted, degreased and cleaned. To degrease extraction naptha or water with addition of surfactant(best with 1-2%solution of ammoniac) can be used. Repaired spots may be different in colour compared to original steel sheets because of natural impact of atmospheric phenomenon (ageing of varnish due to impact of UV radiation)

ATTENTION!- During inspecting, cleaning, conservation and repair all work safety regulations should be obeyed.

Pruszyński Sp. z o.o. is not in charge of possible accidents during carrying out all following actions.

COLORS

Pruszyński Company guarantess realization of each order in one colour shade. Although due to technological process of covering paint to steel shets there is possibility for occuring difference in colour shade in different deliveries.

Regarding this please inform sales person if different delivery is continuation of previous orders.

COLORS

Below coloursitic may differ in real products.

* - colours available in thickness 0,70 mm

** - colours available in thickness 0,70 and 1,00 mm

*** - colours available in thickness 0,70, 1,00 and 1,25 mm

Polyester glossy 25 um



Polyester mat PM 35um



PM RR 023

PM RR 011

PM RR 750

PM RR 028

PM RR 032

PM RAL 8017

PM RR 033



PM Dark Walnut

Polyester mat structural PMG 35 um



PMG RR 023



PMG RR 011



PMG RR 750




PMG RR 028



PMG RR 032



PMG RAL 8017



PMG RR 033



PMG RAL 7016

Polyurethane - PURLAK 50 um



PUR RAL 7024



PUR RAL 8004



PUR RR 028



PUR RAL 8017



PUR RAL 9005



PUR RAL 7016

Polyurethane - PURMAT 50 um



PUM RR 023



PUM RR 750



PUM RR 011



PUM RR 028



PUM RAL 8017



PUM RR 033



PUM RAL 7016