

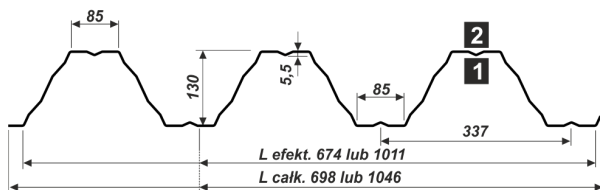


T130 construction



PROFILE

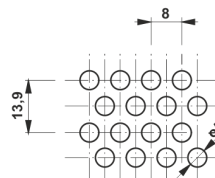
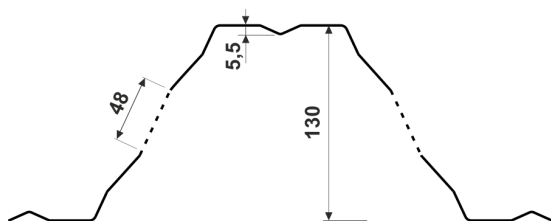
≠ 0,70 do 1,50 długość od 2 mb



UWAGA:
Profil konstrukcyjny uzyskuje się, gdy strona:

- 1** pokryta jest powłoką dekoracyjną
- 2** powłoką ochronną (lakier podkładowy)

przykład możliwej perforacji



Rodzaj perforacji Rv 5x8



PRODUCT DESCRIPTION

Height of profile:	130 mm
Raw material width:	1000/1500 mm
Effective width	674/1011 mm
Total width	698/1046 mm
Material	S 320 GD / S 350 GD
Max. recommended length of sheets:	12/14 m
Min. length of sheets:	0,5 m
Thickness	0,7/1,5 mm
Coating	polyester glossy, galvanised
Perforation	available
Accessories	screws, nails, seals, anticondesation layer
Usage	roofs, construction elements, ceilings etc.

TRANSPORT RECOMMENDATIONS

Transport of trapezoidal sheets should be done with special vehicle which shall have an open loading platform allowing easy loading and unloading, with the length suitable for ordered sheets. The sheets shall not extend beyond the platform otherwise it may cause damage and in consequence loss of the guarantee . The steel sheets must be protected against drifting and soaking.

Unloading shall be carried out by the proper number of people, that is in the case of long sheets (ca. 6linear metre) the sheets shall be unloaded by 6 people, three on each side.

Special attention shall be paid not to friction one sheet against the other, bend the side edges or stretch the sheet. Steel sheet deformation during the unloading and moving can result in problems with proper installation (chinks in clamps). It is of course the best to unload in original manufacturer packaging , using mechanical unloading equipment.

Special carefulness should be maintained during unloading in winter and during storing in heated warehouses.

Transport of trapezoidal sheets should be done with special vehicle which shall have an open loading platform allowing easy loading and unloading, with the length suitable for ordered sheets. The sheets shall not extend beyond the platform otherwise it may cause damage and in consequence loss of the guarantee . The steel sheets must be protected against drifting and soaking.

Unloading shall be carried out by the proper number of people, that is in the case of long sheets (ca. 6linear metre) the sheets shall be unloaded by 6 people, three on each side.

Special attention shall be paid not to friction one sheet against the other, bend the side edges or stretch the sheet. Steel sheet deformation during the unloading and moving can result in problems with proper installation (chinks in clamps). It is of course the best to unload in original manufacturer packaging , using mechanical unloading equipment.

Special carefulness should be maintained during unloading in winter and during storing in heated warehouses.

STORAGE

Oiling and passivation of galvanised steel sheets is a form of protection against white corrosion only during the transport.

Steel sheets stored in packages and coils cannot be stored outside or in premises with high humidity and changing temperatures. Zinc and aluzinc coats, especially if they have not been exposed to atmospheric conditions and thus without securing its protection layer, are vulnerable to water condensate if the access of air is limited (steel sheets stored in stacks). Special attention should be paid to unloading in winter and storing in heated warehouses. As a result of significant difference of temperature, the water arrives between the sheets.

Sheets which got wet during transport or storing shall be dried, next the sheets shall be separated with washers allowing free air circulation. When dry, the galvanized (aluzinc) sheets shall be inspected and oiled with preservative oil.

Steel sheets to be stored for a long time shall be inspected and covered with a layer of machine oil (zinc and aluzinc covered steel sheets) and protected against humidity (all types of steel sheets).

If the above instructions are not followed, the zinc or aluzinc corrosion – white layers loosely adhered to the sheet, which are not the protection against the steel corrosion – may arrive (in the case of galvanized and aluzinc sheets even within a couple of days).

The coated steel sheets in manufacturer packaging shall not be stored for more than 3 weeks from the date of manufacturing. After that the packaging shall be opened and the sheets separated with washers allowing for free air circulation. The maximum period of storage shall not exceed 6 months from the date of manufacturing under the pain of loss of guarantee.

Protective films are applied as additional protection of steel sheets against mechanical damage, stress and impact possible during transport, reloading or forming. Protective films do not exempt the customer from the obligation to protect the sheets properly during their storage or against harmful impact of chemical factors during the processing. It is recommended that the film is removed from each ready to use profile soon before it is to be installed on the wall or the roof.

CUTTING AND ASSEMBLY

To cut sheets should be used special roofer's cutter. After assembly all filing and turnigs should be removed form surface of roof. In case of any damages, it should be repaired immediatly with proper touch up paint.

In case of using grinding machine, any complaints wont be accepted.

Other information can be found in assembly instruction to specific product.

MAINTENANCE

In order to extend durability of roofs and elevations it's recommended to check and conservative it.

Inspection – One time a year (it's best in spring) there should be inspection of roof/elevation in order to early detection of possible damage.

Cleaning of steel sheet – Roof and elevation made of steel sheets require cleaning at least once a year. Stratifying dirt on steel sheet may cause uneven discoloration of lacquer (because of uneven impact of UV

beams), and lower protection to corrosion(dust traps humidity on steel sheets which causes damage). Dirty and stained spots can be cleaned by soft brush and water (temp. max. 60°C). If it is necessary it is permitted to use some light detergent (pH 6/7, max 10% solution). There also can be used pressed water(max. 100bar) to cleaning, however the beam of water cannot be applied too near of surface of sheets(min. 30 cm), also it shouldn't be perpendicular to surface. Near the connections water beam should be directed to bottom, to avoid water of entering cracks near connections. With old surfaces of steel sheets we should deal with high cautiously. Cleaning should be conducted from top to bottom, and cleaned spots should be rinsed out immediately.

It is not permitted to use scouring powders, nitro solvent, chlorine liquor, aromatised substances, substances with Ammonium chloride or sodium.

Damages - Possible damages during guarantee should be consulted with Contractor of roof/elevation and can be repaired only with his written permission.

Repair of damages on small surfaces is done with quick-drying varnish. However painting big surfaces should be done with special industrial paints to renovating coverings. Painting should be limited only to special damaged spots (scratches to steel, centres of corrosion etc.)

Preparation of surface to painting should be done with generally accepted rules. It is necessary to precisely remove all signs of corrosion – best with special brush or close-grained sandpaper. Then that surface should be undusted, degreased and cleaned. To degrease extraction naphtha or water with addition of surfactant(best with 1-2% solution of ammoniac) can be used. Repaired spots may be different in colour compared to original steel sheets because of natural impact of atmospheric phenomenon (ageing of varnish due to impact of UV radiation)

ATTENTION!- During inspecting, cleaning, conservation and repair all work safety regulations should be obeyed.

Pruszyński Sp. z o.o. is not in charge of possible accidents during carrying out all following actions.

COLORS

Pruszyński Company guarantees realization of each order in one colour shade. Although due to technological process of covering paint to steel sheets there is possibility for occurring difference in colour shade in different deliveries.

Regarding this please inform sales person if different delivery is continuation of previous orders.

COLORS

Below colours may differ in real products.

* - colours available in thickness 0,70 mm

** - colours available in thickness 0,70 and 1,00 mm

*** - colours available in thickness 0,70, 1,00 and 1,25 mm



RAL 9010**




RAL 9002**



RAL 7035*



RAL 9006***



RAL 9007*



RAL 7016*



RAL 5010*



RAL 6029*



RAL 1021*



RAL 3016*



RAL 8016*